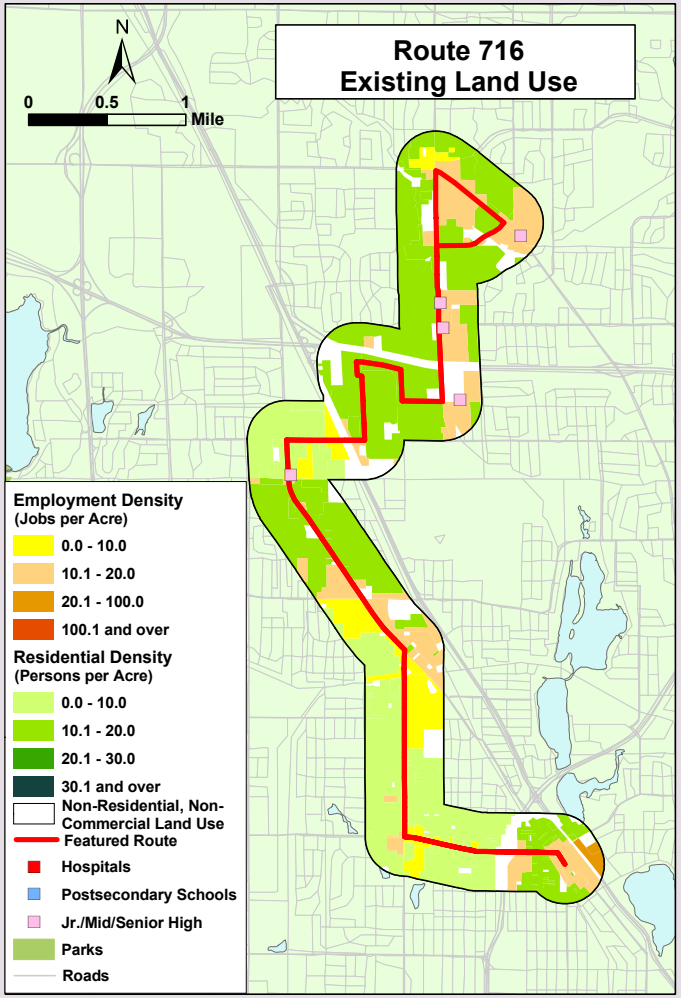

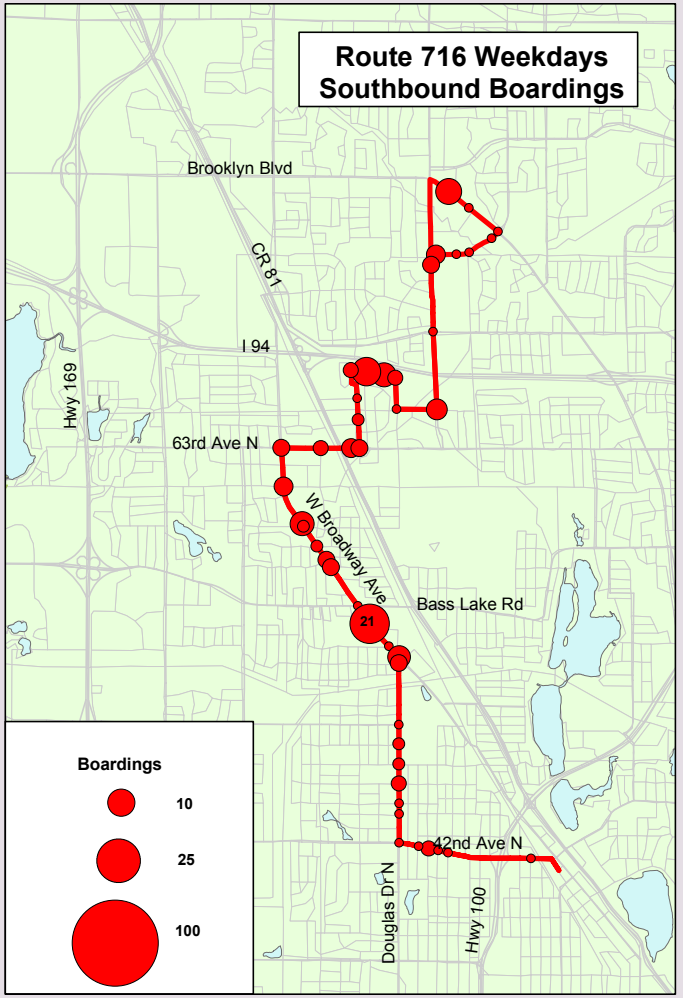

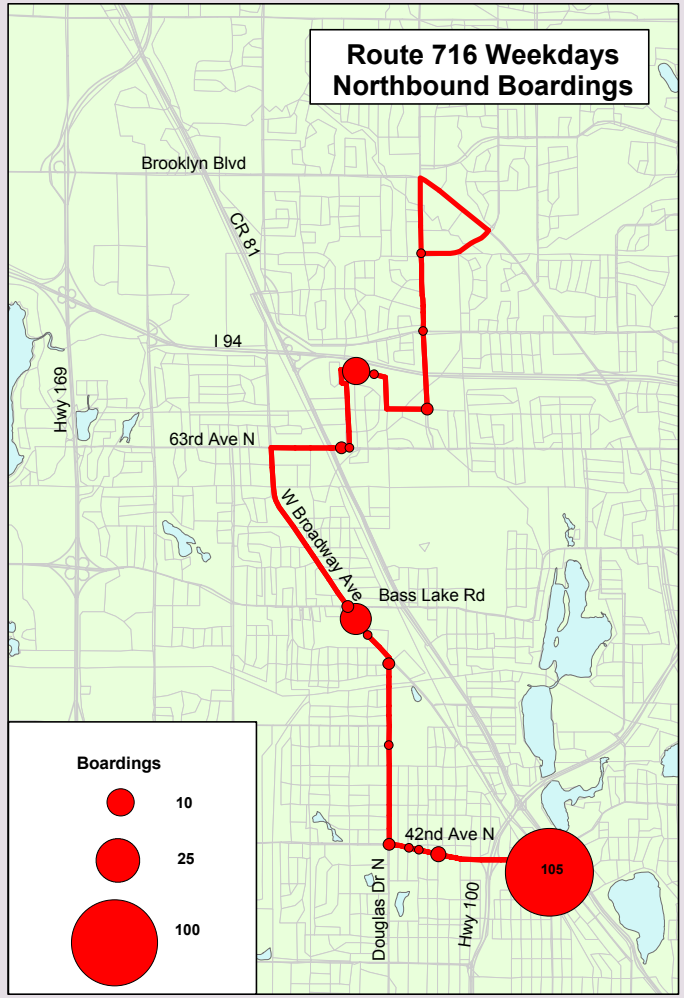

- **Route Description**
  Douglas Dr N, West Broadway Ave, Zane/Brooklyn Blvd

- **Destinations Served**
  Robbinsdale Transit Center

- **Route Area Demographic Statistics**

Population (persons)	10,936
Residential Density (persons/acre)	15
Employment (# of jobs)	8,396
Employment Density (jobs/acre)	13

- **Prevailing Service Frequencies**

	Weekday					Sat	Sun
	AM	MID	PM	EVE	Owl		
	60	60	60	60	-	120	-

- **Span of Service**

	Weekday	Saturday	Sunday
Current	5:27am - 9:37pm	7:34am - 8:33pm	-

- **Service Performance (Fall 2001)**

	Weekday					Sat	Sun
	AM	MID	PM	EVE	Overall		
Revenue Hours	1.6	5.7	2.5	2.9	12.7	11.0	7.8
Unlinked Boardings	39	174	46	46	305	209	112
Passengers per Rev. Hour	24	30	19	16	24	19	14

Route 716

Brooklyn Park - Robbinsdale Transit Center

Weekday Boardings

June 2003

IBI GROUP

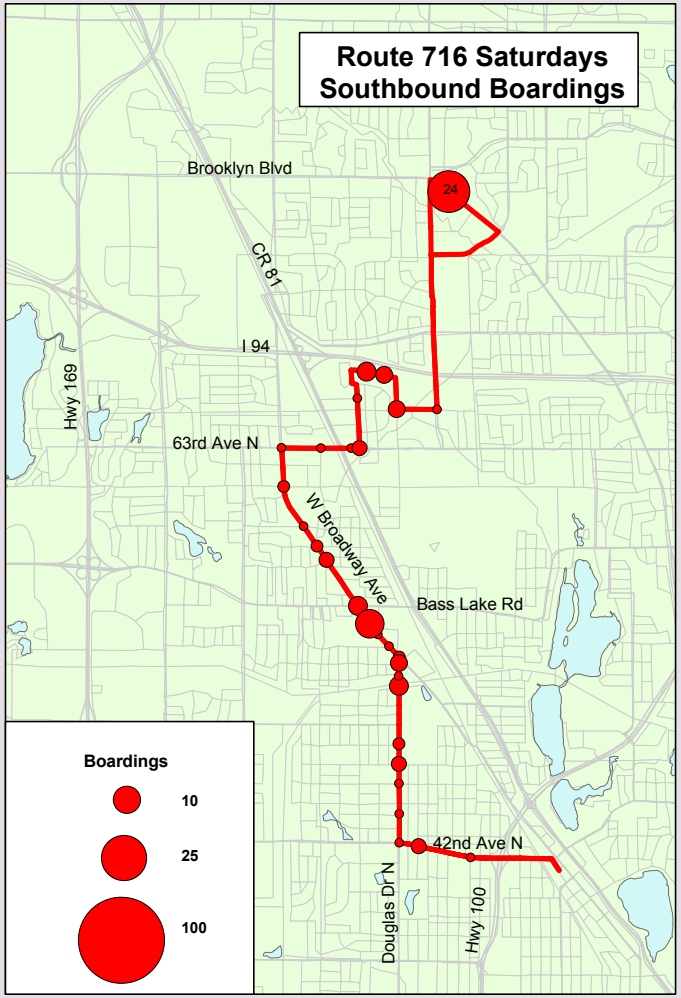

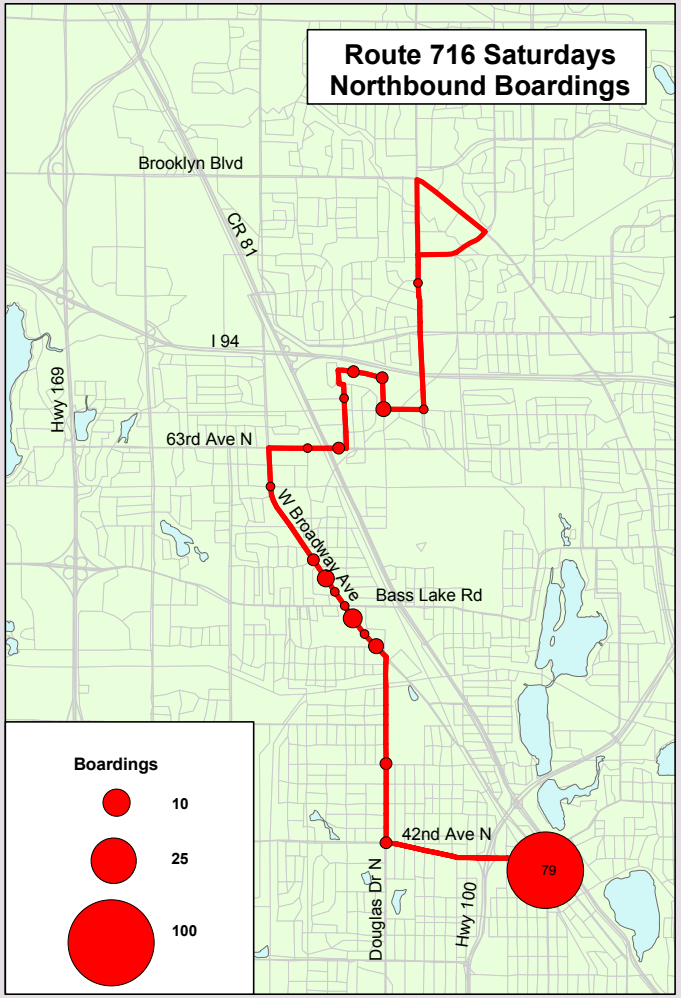

- **Route Description**
  Douglas Dr N, West Broadway Ave, Zane/Brooklyn Blvd

- **Destinations Served**
  Robbinsdale Transit Center

- **Route Area Demographic Statistics**

Population (persons)	10,936
Residential Density (persons/acre)	15
Employment (# of jobs)	8,396
Employment Density (jobs/acre)	13

- **Prevailing Service Frequencies**

	Weekday					Sat	Sun
	AM	MID	PM	EVE	Owl		
	60	60	60	60	-	120	-

- **Span of Service**

	Weekday	Saturday	Sunday
Current	5:27am - 9:37pm	7:34am - 8:33pm	-

- **Service Performance (Fall 2001)**

	Weekday					Sat	Sun
	AM	MID	PM	EVE	Overall		
Revenue Hours	1.6	5.7	2.5	2.9	12.7	11.0	7.8
Unlinked Boardings	39	174	46	46	305	209	112
Passengers per Rev. Hour	24	30	19	16	24	19	14

Route 716

Brooklyn Park - Robbinsdale Transit Center

Saturday Boardings

June 2003

IBI GROUP