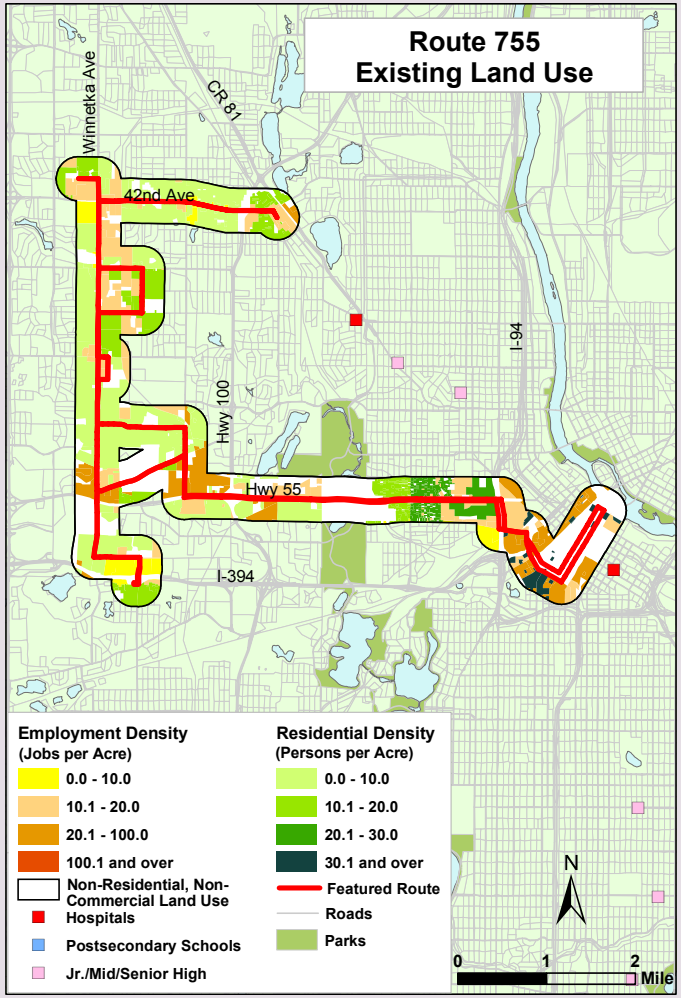

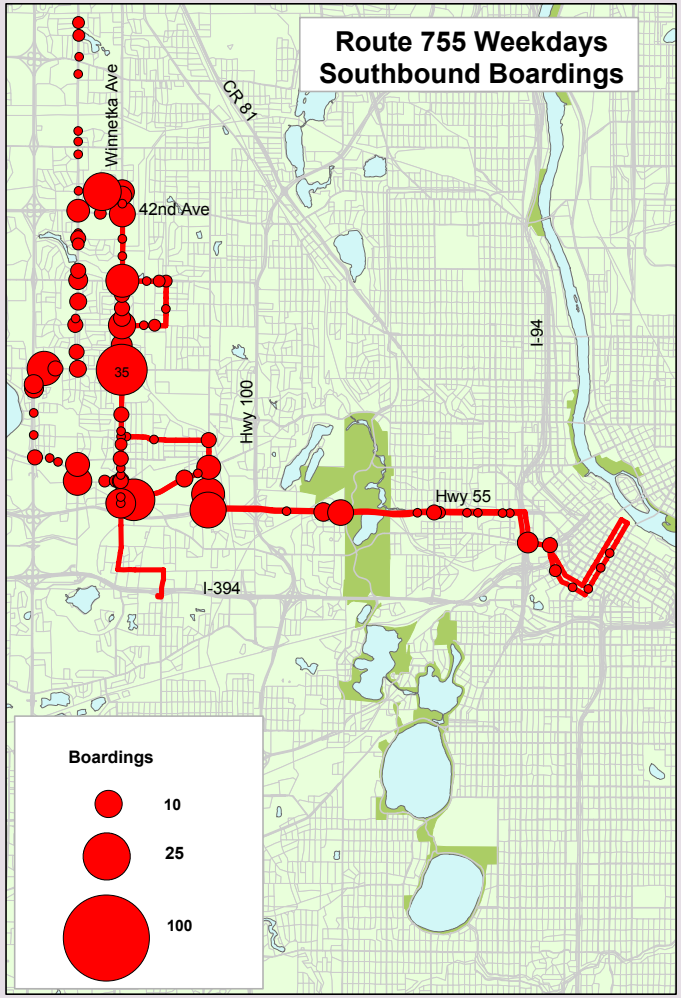

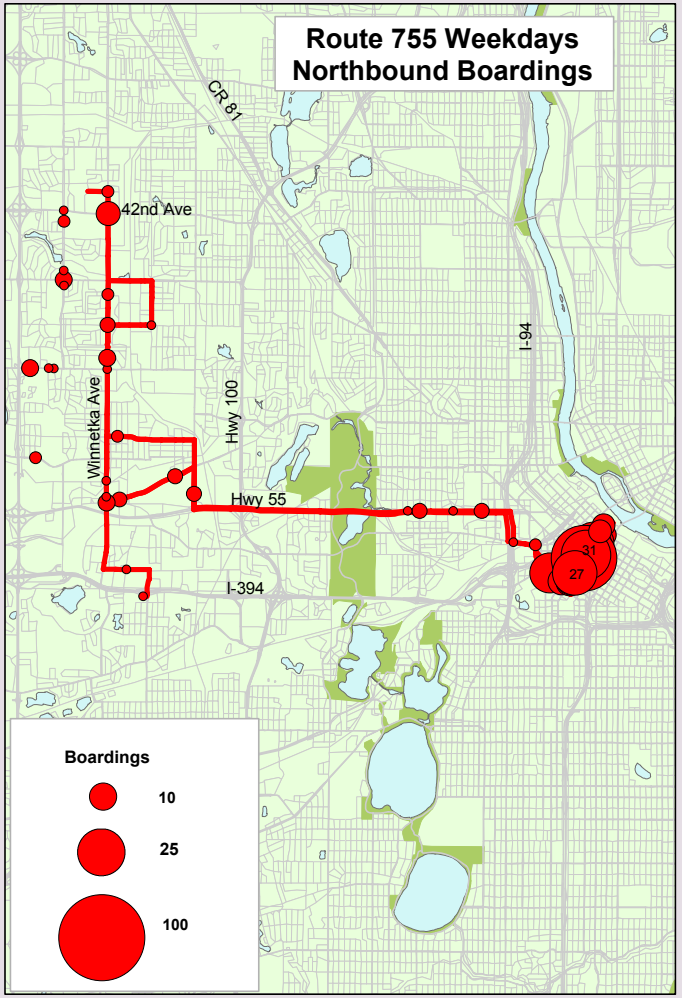

- **Route Description**
  Bonne Ave, Winnetka Ave,
  Hwy 55, I-394, Downtown Minneapolis

- **Destinations Served**
  New Hope Mall, Dover Hills, Perpich School Arts
  Downtown Minneapolis

- **Route Area Demographic Statistics**

Population (persons)	103,543
Residential Density (persons/acre)	11
Employment (# of jobs)	191,102
Employment Density (jobs/acre)	53

- **Pervailing Service Frequencies**

	Weekday					Sat	Sun
	AM	MID	PM	EVE	Owl		
	20 - 30	60	20 - 30	-	-	-	-

- **Span of Service**

	Weekday	Saturday	Sunday
Current	5:30am - 8:10pm	-	-

- **Service Performance (Fall 2001)**

	Weekday					Sat	Sun
	AM	MID	PM	EVE	Overall		
Revenue Hours	13.1	9.3	13.7	3.3	39.3	7.8	
Unlinked Boardings	359	173	327	40	899	182	
Passengers per Rev. Hour	27	19	24	12	23	23	

Route 755

Maple Grove - Downtown Minneapolis

Weekday Boardings

June 2003

IBI GROUP

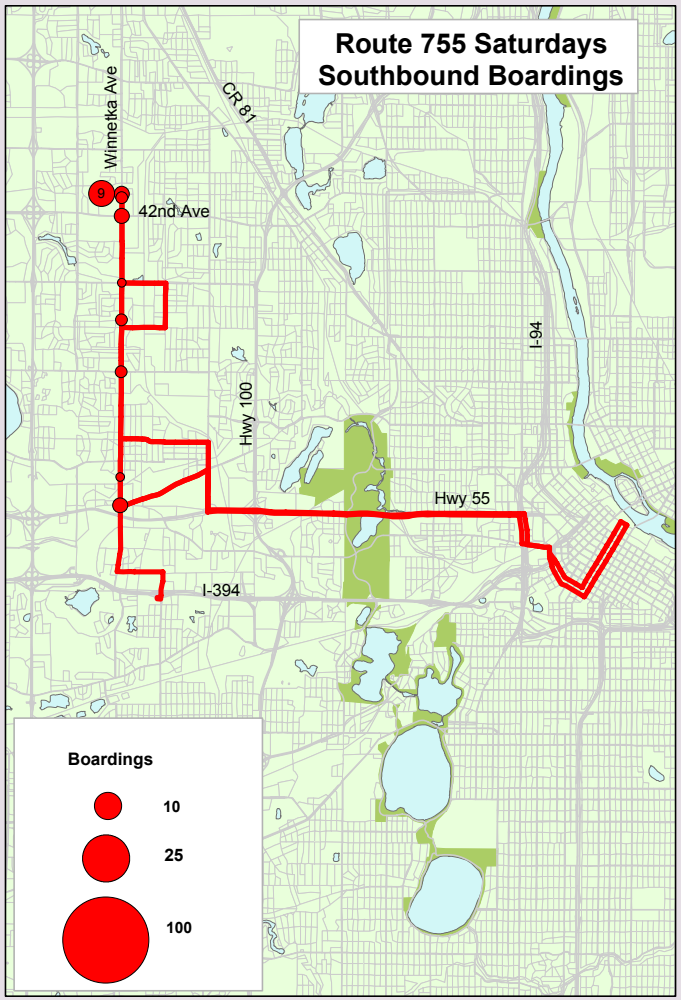

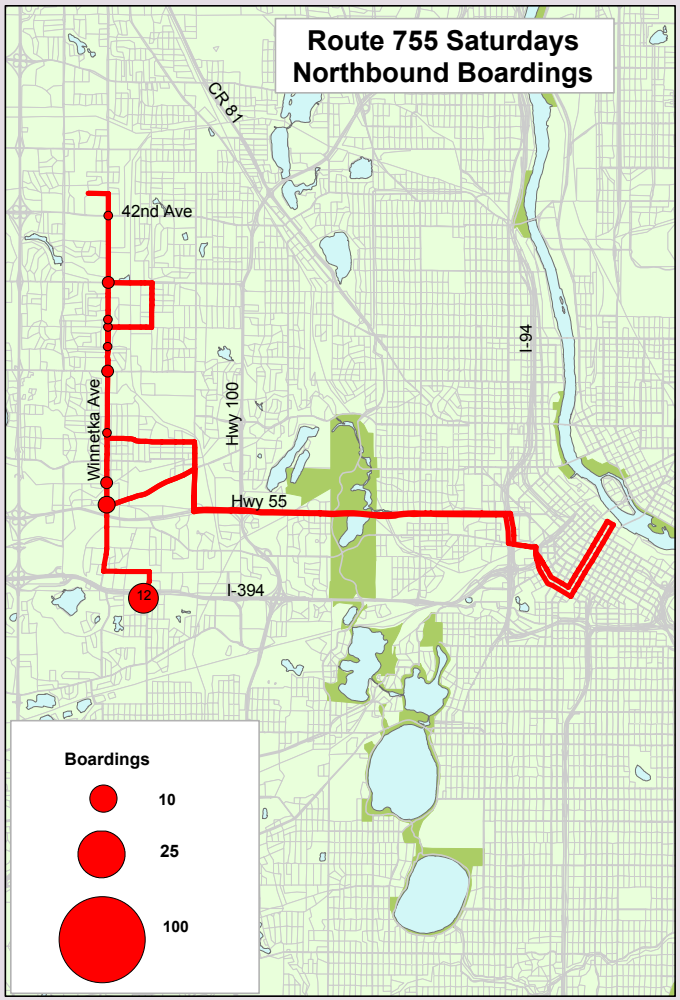

- **Route Description**
  Bonne Ave, Winnetka Ave,
  Hwy 55, I-394, Downtown Minneapolis

- **Destinations Served**
  Maple Grove, Brooklyn Park, New Hope Mall, Crystal,
  Golden Valley, Louisiana Ave Transit Center
  Downtown Minneapolis

- **Route Area Demographic Statistics**

Population (persons)	103,543
Residential Density (persons/acre)	11
Employment (# of jobs)	191,102
Employment Density (jobs/acre)	53

- **Pervailing Service Frequencies**

	Weekday					Sat	Sun
	AM	MID	PM	EVE	Owl		
	20 - 30	60	20 - 30	-	-	-	-

- **Span of Service**

	Weekday	Saturday	Sunday
Current	5:30am - 8:10pm	-	-

- **Service Performance (Fall 2001)**

	Weekday					Sat	Sun
	AM	MID	PM	EVE	Overall		
Revenue Hours	13.1	9.3	13.7	3.3	39.3	7.8	
Unlinked Boardings	359	173	327	40	899	182	
Passengers per Rev. Hour	27	19	24	12	23	23	

Route 755

Maple Grove - Downtown Minneapolis

Saturday Boardings

June 2003

IBI GROUP